



អង្គការមីន

C.M.A.A

**CAMBODIA MINE/ERW VICTIM INFORMATION SYSTEM**

**MONTHLY REPORT  
FOR  
MARCH 2019**

## Background

The Cambodia Mine/ERW Victim Information System (CMVIS) established in 1994 by the Cambodian Red Cross with technical and financial supported by Handicap International Belgium and UNICEF to provide systematic collection, analysis, interpretation and dissemination of information about civilian and military casualties of landmines, unexploded ordnance and other explosive remnants of war in Cambodia.

By the end of 2009, CMVIS was completely handed over from the Cambodian Red Cross to the Cambodian Mine Action and Victim Assistance Authority (CMAA) for full management responsibility.

## Accident and Casualty Information

### 1- Total Casualties reported from January 1979 to March 2019

For the period of January 1979 to March 2019, a total of **64822** mine/ERW casualties were recorded by CMVIS data gatherers. All of the 64822 casualties:

- 51083 (79%) were mine casualties and 13739 (21%) were ERW casualties.
- 19776 (31%) people killed, 36005 (55%) people injured and 9041 (14%) people amputated.
- 52526 (81%) casualties were men, 6060 (9%) casualties were boys (age<18), 4783 (8%) casualties were women, 1390 (2%) casualties were girls (age<18) and 63 (0%) casualties were unknowns.

### 2- Accident Summary from January to March 2019

From January to March 2019, **23 mine/ERW accidents** were provisionally recorded. This figure for January to March 2019 represents an increase of 109% compared with 11 mine/ERW accidents reported from January to March 2018. Of the 23 mine/ERW accidents, 6 (26%) were mine accidents and 17 (74%) were ERW accidents.

### 3- Casualty Summary for January to March 2019

From January to March 2019, **44 mine/ERW casualties** were provisionally recorded. This figure from January to March 2019 represents an increase of 159% compared with 17 mine/ERW casualties reported from January to March 2018. All of the 44 casualties:

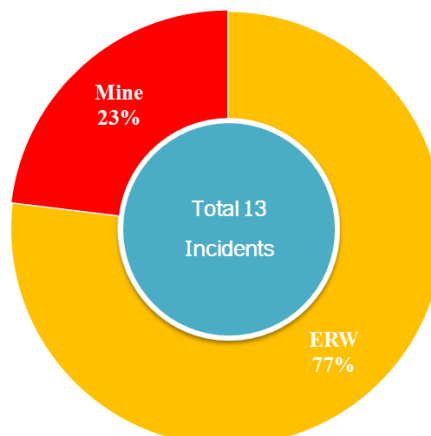
- 36 (82%) were ERW casualties, and 8 (18%) were mine casualties.
- 8 (18%) people killed, 28 (64%) people injured and 8 (18%) people amputated.
- 33 (75%) casualties were men, 9 (20%) casualties were boys (age<18), and 2 (5%) casualties were women.

### 4- Accident Summary for March 2019

In March 2019, **13 Mine/ERW accidents** were provisionally recorded in the provinces of Ratanak Kiri, Tboung Khmum, Otdar Mean Chey, Banteay Mean Chey, Battambang, Pursat, Kratie, and Kaoh Kong (CMVIS data gatherers collected information about accidents primarily through interviews with local authorities, Mine/ERW action agencies, relatives, families of casualties, or casualties them-selves). This figure for March 2019 is increased 550% compare with 2 accidents reported in March 2018. Of 13 Mine/ERW accidents, 3 (23%) were Mine accidents, and 10 (77%) were ERW accidents.


- **Type of explosive ordnance**

Number of incidents caused by Mine/ERW



- **Information about accident area**
  - 6 accidents occurred in Village or urban/built-up area
  - 3 accidents occurred in Foraging area
  - 2 accidents occurred in Crop Field area
  - 1 accident occurred in Riverbank area
  - 1 accident occurred in path.

Information on the accident area for March 2019



## 5- Casualty Summary for March 2019

In March 2019, **22 Mine/ERW casualties** were provisionally recorded. This figure for March 2019 is a increased 340% compare with 5 casualties reported in March 2018. Of the 22 casualties:

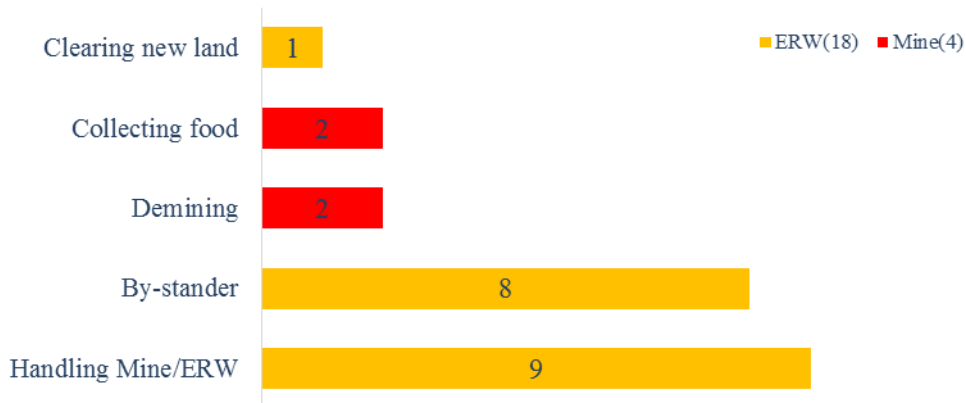
- 18 (82%) were ERW casualties, and 4 (18%) were mine casualties.
- 4 (18%) people killed, 14 (64%) people injured, and 4 (18%) people amputated.
- 15 (68%) casualties were men, 5 (23%) casualties were a boys (age<18), and 2 (9%) casualties were women.

### Activity at the time of accident

The activities caused people killed/injured by Mine/ERW as follow:

- Handling Mine/ERW activity (9 casualties)
- By-stander activity (8 casualties)
- Demining activity (2 casualties)
- Collecting food activity (2 casualties) and
- Clearing new land activity (1 casualty)

Activity at the time of accident for March 2019



## 6- Impact of accident area for the period of January 2018 to March 2019 (102 casualties)

- 05 most affected provinces represent for **62%** of total casualties.
- 10 most affected districts represent for **63%** of total casualties.
- 10 most affected communes represent for **46%** of total casualties.

For detailed information, please see on page 7.





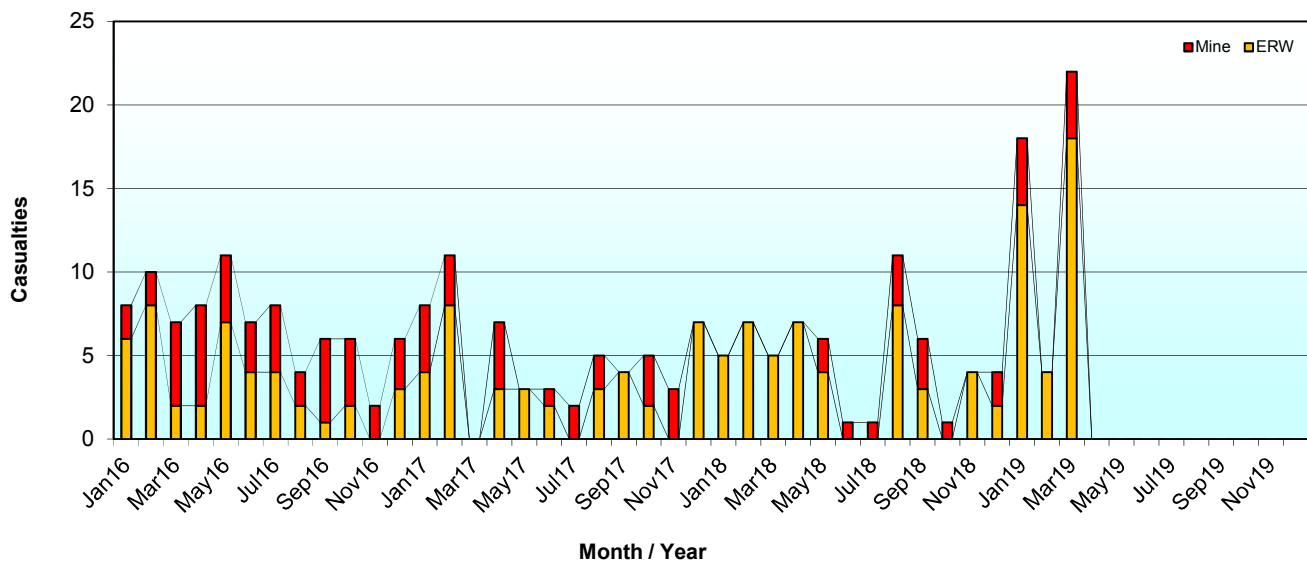
## Casualty Trend

### Report Mine/ERW Casualties for the Period of: January 2016 - March 2019

Year	Casualties by Month												Total
	Jan	Feb	Mar	April	May	Jun	July	Aug	Sept	Oct	Nov	Dec	
<b>2016</b>	<b>8</b>	<b>10</b>	<b>7</b>	<b>8</b>	<b>11</b>	<b>7</b>	<b>8</b>	<b>4</b>	<b>6</b>	<b>6</b>	<b>2</b>	<b>6</b>	<b>83</b>
<i>Running Total 2016</i>	8	18	25	33	44	51	59	63	69	75	77	83	
<b>2017</b>	<b>8</b>	<b>11</b>	<b>0</b>	<b>7</b>	<b>3</b>	<b>3</b>	<b>2</b>	<b>5</b>	<b>4</b>	<b>5</b>	<b>3</b>	<b>7</b>	<b>58</b>
<i>Running Total 2017</i>	8	19	19	26	29	32	34	39	43	48	51	58	
% change 2016 to 2017	0.0	5.6	-24.0	-21.2	-34.1	-37.3	-42.4	-38.1	-37.7	-36.0	-33.8	-30.1	
<b>2018</b>	<b>5</b>	<b>7</b>	<b>5</b>	<b>7</b>	<b>6</b>	<b>1</b>	<b>1</b>	<b>11</b>	<b>6</b>	<b>1</b>	<b>4</b>	<b>4</b>	<b>58</b>
monthly change +/- from 2017	-3	-4	5	0	3	-2	-1	6	2	-4	1	-3	
monthly change % from 2017	-38	-36	#DIV/0!	0	100	-67	-50	120	50	-80	33	-43	
<i>Running Total 2018</i>	<b>5</b>	<b>12</b>	<b>17</b>	<b>24</b>	<b>30</b>	<b>31</b>	<b>32</b>	<b>43</b>	<b>49</b>	<b>50</b>	<b>54</b>	<b>58</b>	
% change 2017 to 2018	-37.5	-36.8	-10.5	-7.7	3.4	-3.1	-5.9	10.3	14.0	4.2	5.9	0.0	
<b>2019</b>	<b>18</b>	<b>4</b>	<b>22</b>										<b>44</b>
monthly change +/- from 2018	13	-3	17										
monthly change % from 2018	260	-43	340										
<i>Running Total 2019</i>	<b>18</b>	<b>22</b>	<b>44</b>										
% change 2018 to 2019	260	83.3	158.8										

Note: Casualty figures for prior months are continually updated and verified as a part of the on-going data collection process.

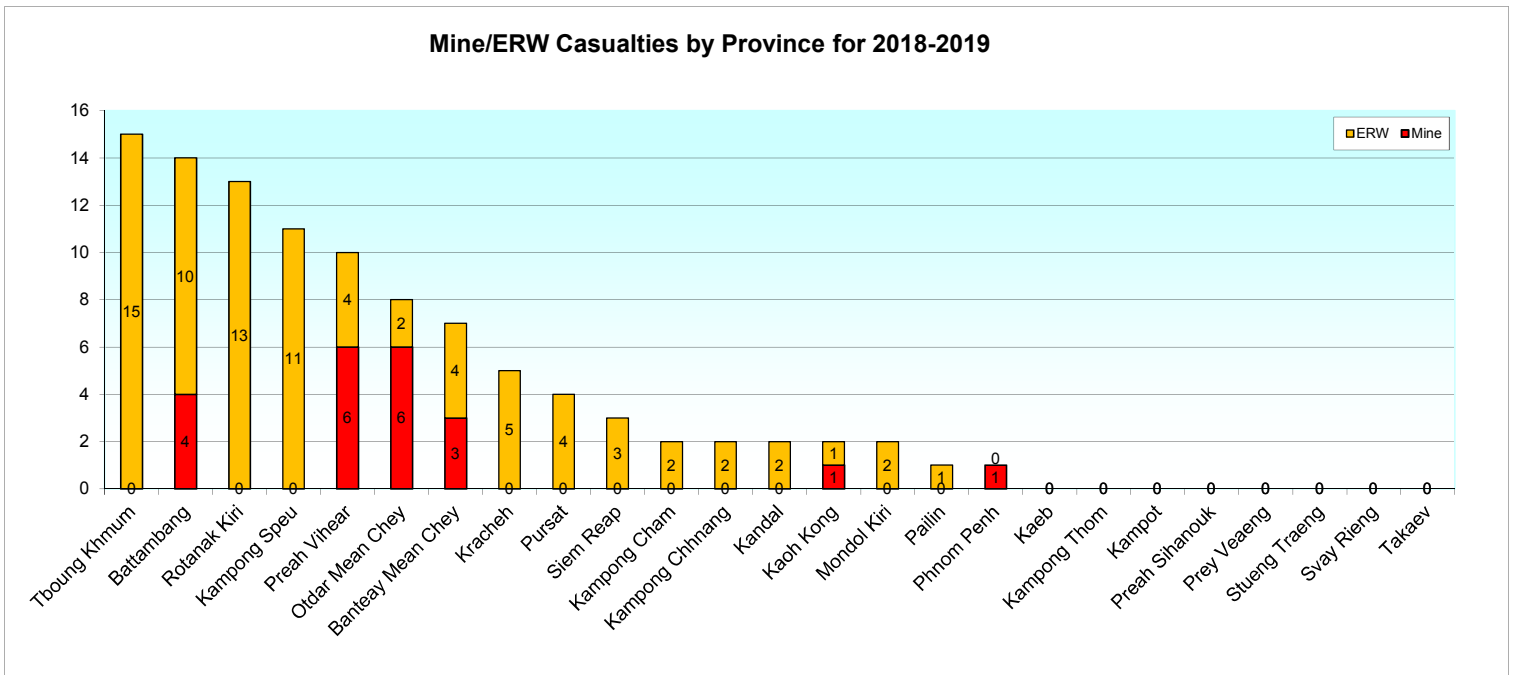
Chart Mine/ERW Casualties for the Period of: January 2016 - March 2019



## Monthly Mine/ERW Accident Casualties: Jan2018 - Mar2019

Provinces ranked by Total Mine/ERW Casualties for 2018 - 2019

Province	Jan-18	Feb-18	Mar-18	Apr-18	May-18	Jun-18	Jul-18	Aug-18	Sep-18	Oct-18	Nov-18	Dec-18	Total 2018	Jan-19	Feb-19	Mar-19	Apr-19	May-19	Jun-19	Jul-19	Aug-19	Sep-19	Oct-19	Nov-19	Dec-19	Total 2019	Total 2018-2019	Cum. Total	% of Total	Cum. %
	No.	No.	No.	No.	No.	No.	No.	No.	No.	No.	No.	No.	No.	No.	No.	No.	No.	No.	No.	No.	No.	No.	No.	No.	No.	No.				
Tboung Khmum	0	0	0	0	0	0	0	0	0	1	0	1	10	0	4	0	0	0	0	0	0	0	0	0	0	14	15	15	14.7	15
Battambang	1	0	0	4	0	0	0	0	0	0	0	3	8	2	2	2	0	0	0	0	0	0	0	0	0	6	14	29	13.7	28
Rotanak Kiri	0	2	0	0	0	0	0	0	0	0	0	2	1	2	8	0	0	0	0	0	0	0	0	0	0	11	13	42	12.7	41
Kampong Speu	2	0	5	0	0	0	0	4	0	0	0	0	11	0	0	0	0	0	0	0	0	0	0	0	0	0	11	53	10.8	52
Preah Vihear	0	0	0	0	1	1	0	1	4	1	0	0	8	2	0	0	0	0	0	0	0	0	0	0	0	2	10	63	9.8	62
Otdar Mean Chey	0	0	0	0	0	0	1	2	0	0	2	0	5	0	0	3	0	0	0	0	0	0	0	0	0	3	8	71	7.8	70
Banteay Mean Chey	0	0	0	0	2	0	0	1	0	0	0	0	3	2	0	2	0	0	0	0	0	0	0	0	0	4	7	78	6.9	76
Kracheh	0	0	0	1	0	0	0	0	2	0	0	0	3	1	0	1	0	0	0	0	0	0	0	0	0	2	5	83	4.9	81
Pursat	1	0	0	0	0	0	0	1	0	0	1	0	3	0	0	1	0	0	0	0	0	0	0	0	0	1	4	87	3.9	85
Siem Reap	0	1	0	0	2	0	0	0	0	0	0	0	3	0	0	0	0	0	0	0	0	0	0	0	0	0	3	90	2.9	88
Kampong Cham	0	2	0	0	0	0	0	0	0	0	0	0	2	0	0	0	0	0	0	0	0	0	0	0	0	0	2	92	2	90
Kampong Chhnang	0	0	0	0	0	0	0	2	0	0	0	0	2	0	0	0	0	0	0	0	0	0	0	0	0	0	2	94	2	92
Kandal	0	0	0	2	0	0	0	0	0	0	0	0	2	0	0	0	0	0	0	0	0	0	0	0	0	0	2	96	2	94
Kaoh Kong	0	0	0	0	0	0	0	0	0	0	0	1	1	0	0	1	0	0	0	0	0	0	0	0	0	1	2	98	2	96
Mondol Kiri	0	2	0	0	0	0	0	0	0	0	0	0	2	0	0	0	0	0	0	0	0	0	0	0	0	0	2	100	2	98
Phnom Penh	0	0	0	0	1	0	0	0	0	0	0	0	1	0	0	0	0	0	0	0	0	0	0	0	0	0	1	101	1	99
Pailin	1	0	0	0	0	0	0	0	0	0	0	0	1	0	0	0	0	0	0	0	0	0	0	0	0	0	1	102	1	100
Preah Sihanouk	0	0	0	0	0	0	0	0	0	0	0	0	0	0	0	0	0	0	0	0	0	0	0	0	0	0	0	102	0	100
Stueng Traeng	0	0	0	0	0	0	0	0	0	0	0	0	0	0	0	0	0	0	0	0	0	0	0	0	0	0	0	102	0	100
Kampot	0	0	0	0	0	0	0	0	0	0	0	0	0	0	0	0	0	0	0	0	0	0	0	0	0	0	0	102	0	100
Kampong Thom	0	0	0	0	0	0	0	0	0	0	0	0	0	0	0	0	0	0	0	0	0	0	0	0	0	0	0	102	0	100
Svay Rieng	0	0	0	0	0	0	0	0	0	0	0	0	0	0	0	0	0	0	0	0	0	0	0	0	0	0	0	102	0	100
Takaev	0	0	0	0	0	0	0	0	0	0	0	0	0	0	0	0	0	0	0	0	0	0	0	0	0	0	0	102	0	100
Kaeb	0	0	0	0	0	0	0	0	0	0	0	0	0	0	0	0	0	0	0	0	0	0	0	0	0	0	0	102	0	100
Prey Veaeang	0	0	0	0	0	0	0	0	0	0	0	0	0	0	0	0	0	0	0	0	0	0	0	0	0	0	0	102	0	100
<b>TOTAL</b>	<b>5</b>	<b>7</b>	<b>5</b>	<b>7</b>	<b>6</b>	<b>1</b>	<b>1</b>	<b>11</b>	<b>6</b>	<b>1</b>	<b>4</b>	<b>4</b>	<b>58</b>	<b>18</b>	<b>4</b>	<b>22</b>	<b>0</b>	<b>0</b>	<b>0</b>	<b>0</b>	<b>0</b>	<b>0</b>	<b>0</b>	<b>0</b>	<b>0</b>	<b>44</b>	<b>102</b>			



### **5 Most Affected Provinces for Mine / ERW Casualties**

#### **Ranked by Total Casualties**

Jan2018 - Mar2019

Rank	Province	Mine Casualties	ERW Casualties	Total Casualties	Cumulative Total
1	Tboung Khmum	0	15	15	15
2	Battambang	4	10	14	29
3	Rotanak Kiri	0	13	13	42
4	Kampong Speu	0	11	11	53
5	Preah Vihear	6	4	10	63

### **10 Most Affected Districts for Mine / ERW Casualties**

#### **Ranked by Total Casualties**

Jan2018 - Mar2019

Rank	District	Province	Mine Casualties	ERW Casualties	Total Casualties	Cumulative Total
1	Tboung Khmum	Tboung Khmum	0	12	12	12
2	Phnum Sruoch	Kampong Speu	0	11	11	23
3	Ou Ya Dav	Rotanak Kiri	0	8	8	31
4	Choam Khsant	Preah Vihear	5	3	8	39
5	Samlout	Battambang	3	4	7	46
6	Ta Veaeng	Rotanak Kiri	0	5	5	51
7	Snuol	Kracheh	0	4	4	55
8	Kamrieng	Battambang	0	3	3	58
9	Samraong	Otdar Mean Chey	3	0	3	61
10	Trapeang Prasat	Otdar Mean Chey	3	0	3	64

### **10 Most Affected Communes for Mine / ERW Casualties**

#### **Ranked by Total Casualties**

Jan2018 - Mar2019

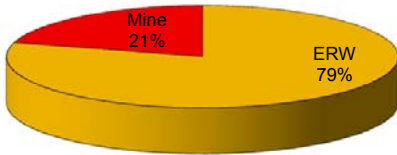
Rank	Commune	District	Province	Mine Casualties	ERW Casualties	Total Casualties	Cum. Total
1	Chirou Muoy	Tboung Khmum	Tboung Khmum	0	10	10	10
2	Moha Sang	Phnum Sruoch	Kampong Speu	0	9	9	19
3	Ya Tung	Ou Ya Dav	Rotanak Kiri	0	5	5	24
4	Ta Veaeng Kraom	Ta Veaeng	Rotanak Kiri	0	5	5	29
5	Morokot	Choam Khsant	Preah Vihear	4	0	4	33
6	Kampong Lpou	Samlout	Battambang	0	4	4	37
7	Ou Da	Kamrieng	Battambang	0	3	3	40
8	Koun Kriel	Samraong	Otdar Mean Chey	3	0	3	43
9	Pak Nhai	Ou Ya Dav	Rotanak Kiri	0	2	2	45
10	Thma Pechr	Tboung Khmum	Tboung Khmum	0	2	2	47

## OVERVIEW OF MINE/ERW ACCIDENTS

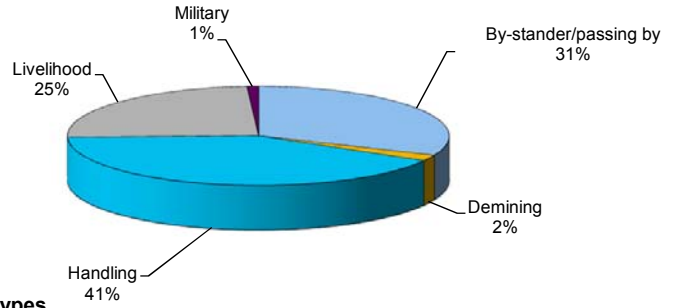
Jan2018 - Mar2019

Total Number of Casualties during Reporting Period: 102

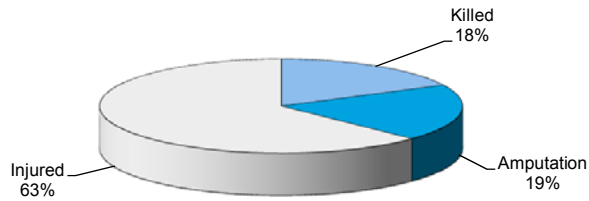
**Mine/ERW Distribution**



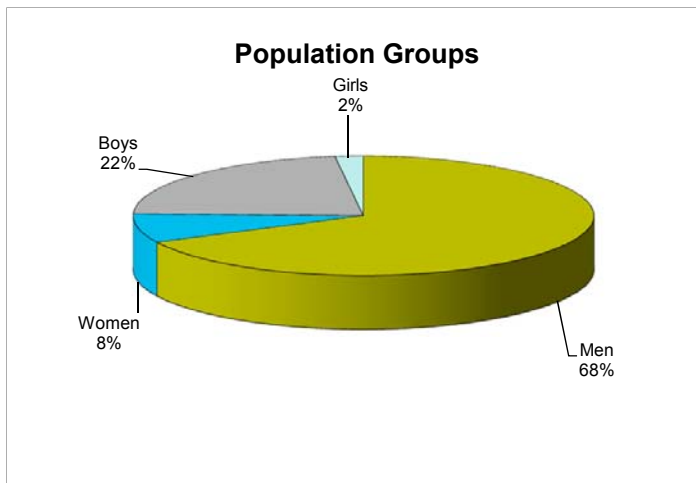
**Cause of Casualty**



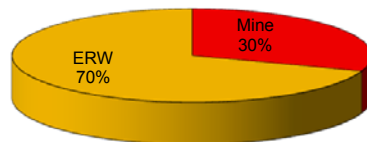
**Casualty Types**



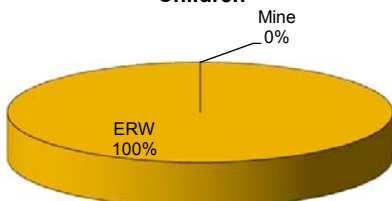
### MINE/ERW ACCIDENT OVERVIEW



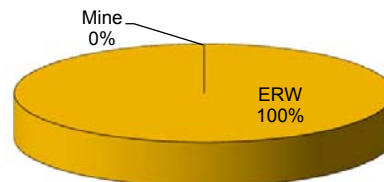
**Men**



**Children**



**Women**

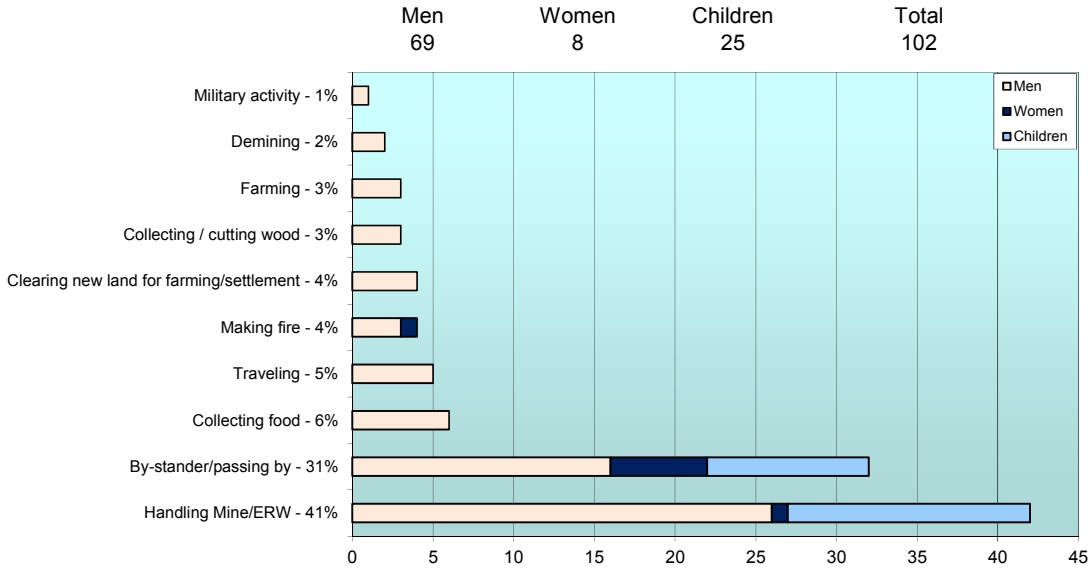




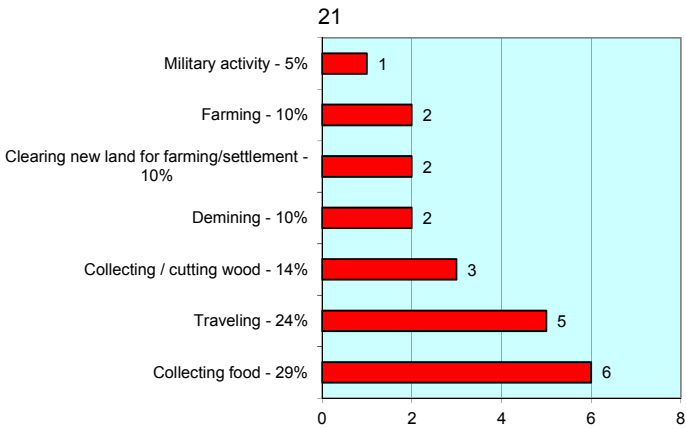
Jan2018 - Mar2019

Number of accidents during Reporting Period: **102**

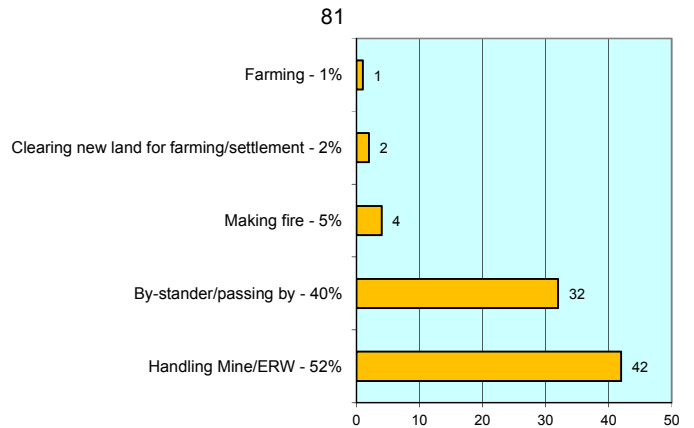
**Cause of Accident by Total Population Group**



**Activities - Mines**

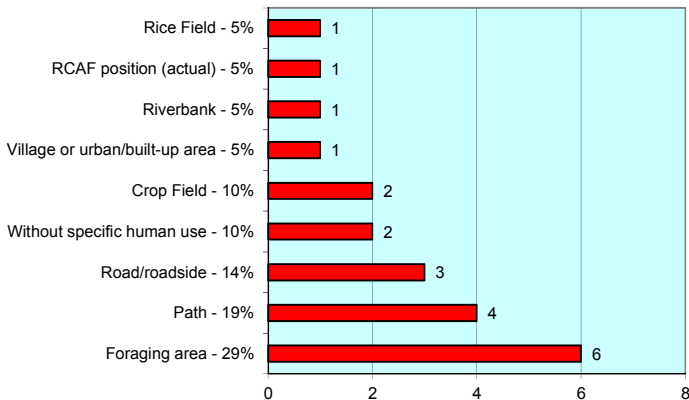


**Activities - ERW**



**Mine/ERW Accidents by Terrain Type**

**Terrain - Mines**



**Terrain - ERW**

